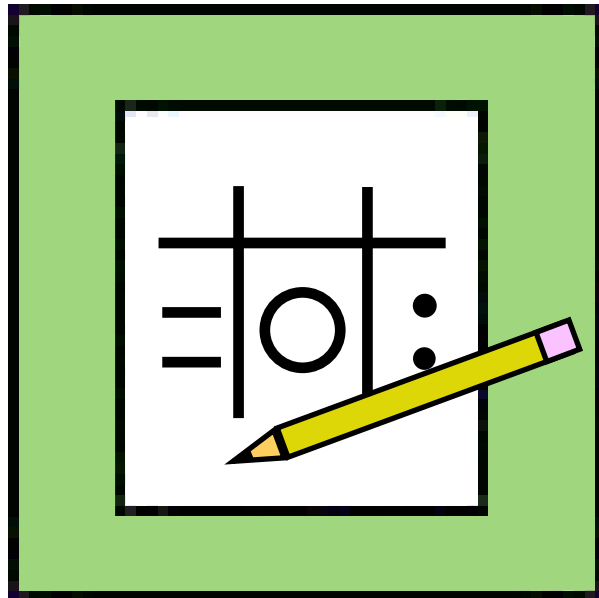



MATERIAL WORLD

What we have. What we have in common.

WORKSHEETS






MATERIAL WORLD

What we have. What we have in common.

Worksheet 1 What the Camera Sees

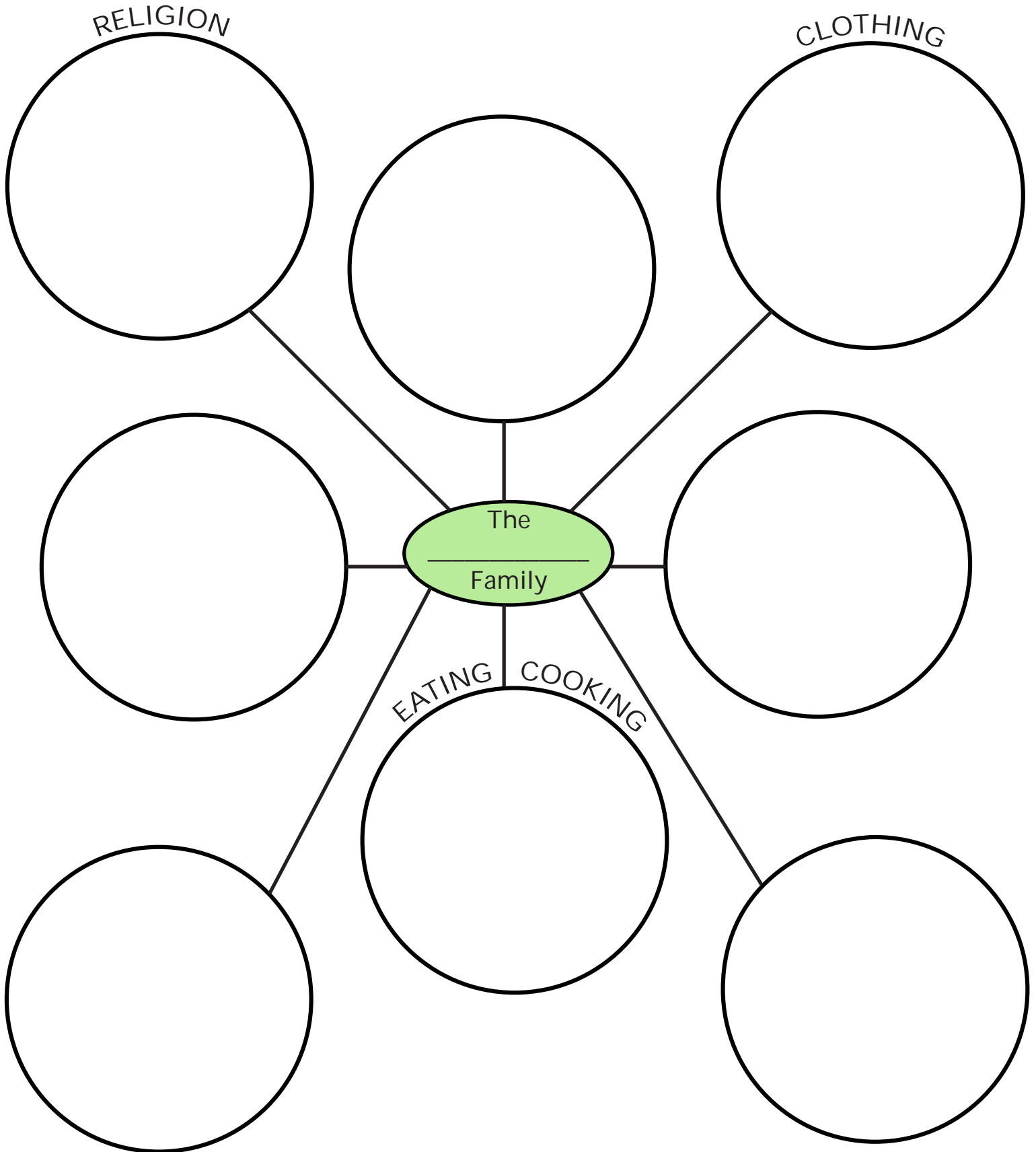
What I Already Know	What I can Learn from Looking at the Photograph	What I want to Know




MATERIAL WORLD

What we have. What we have in common.

Worksheet 2 Organizing the Material World





MATERIAL WORLD

What we have. What we have in common.

Worksheet 3 Geography Game Time

Round 1

Corner A: Asia (China, Japan, India, Bhutan, Mongolia, Thailand, Israel, Kuwait, Vietnam)

Corner B: Africa (Mali)

Corner C: Europe (Albania, Italy, Iceland)

Corner D: North America (United States, Cuba, Mexico, Guatemala)

Corner E: South America (Brazil)

Answer: Same Continent

Round 2

Corner A: Albania, Italy, Iceland, Israel, India, Kuwait, Bhutan, Mongolia, Japan, China, Thailand, Mali, Vietnam

Corner B: Brazil, United States, Mexico, Cuba, Guatemala

Answer: Eastern or Western Hemisphere

Round 3

Corner A: Albania, Italy, Iceland, Israel, India, United States, Guatemala, Kuwait, Bhutan, Mongolia, Cuba, Mexico, Japan, China, Thailand, Mali, Vietnam

Corner B: Brazil

Answer: Northern or Southern Hemisphere

Round 4

Corner A: Japan, Cuba, Iceland,

Corner B: all others


Answer: island or mainland

Round 5

Corner A: Mali, Mongolia, Bhutan

Corner B: all others

Answer: landlocked on at least one coast



Every year the United Nations publishes a Human Development Index (HDI). The HDI ranks each nation according to its citizens' quality of life. Unlike many other lists of this kind that rely on economic statistics, this list calculates rankings using these economic and social indicators: life expectancy, adult literacy, school enrollment, educational attainment, and per capita GDP. Many of the countries in Peter Menzel's book, *Material World* made either the "Most Livable" or "Least Livable" list. Here are those countries and their rankings.

Most Livable Countries, 1999

- 3. United States
- 5. Iceland
- 9. Japan
- 19. Italy
- 23. Israel

Least Livable Countries, 1999

- 4. Ethiopia
- 10. Mali
- 25. Haiti

1. Why do you think each of these indicators was chosen as a way of determining the "Most Livable" and "Least Livable" country?


Life expectancy

Adult literacy

School enrollment

Educational attainment

Per capita GDP




MATERIAL WORLD

What we have. What we have in common.

Worksheet 4 Measuring "Livability" Page 2

4. Using the map and your World Data Cards, list at least three ways the nations on each list are similar.

3. Make up your own indicator to assess one aspect of life that is difficult to measure, such as human rights, environmental quality, privacy, stress, job satisfaction, leisure time, or happiness.



MATERIAL WORLD

What we have. What we have in common.

Worksheet 5 Pop Quiz

1. Most boys are _____

2. Most girls are _____

3. Most boys can _____

4. Most girls can _____

5. _____ is women's work.

6. _____ is men's work.

7. Husbands should _____

8. Wives should _____

9. Daughters can please their parents by

10. Sons can please their parents by
